



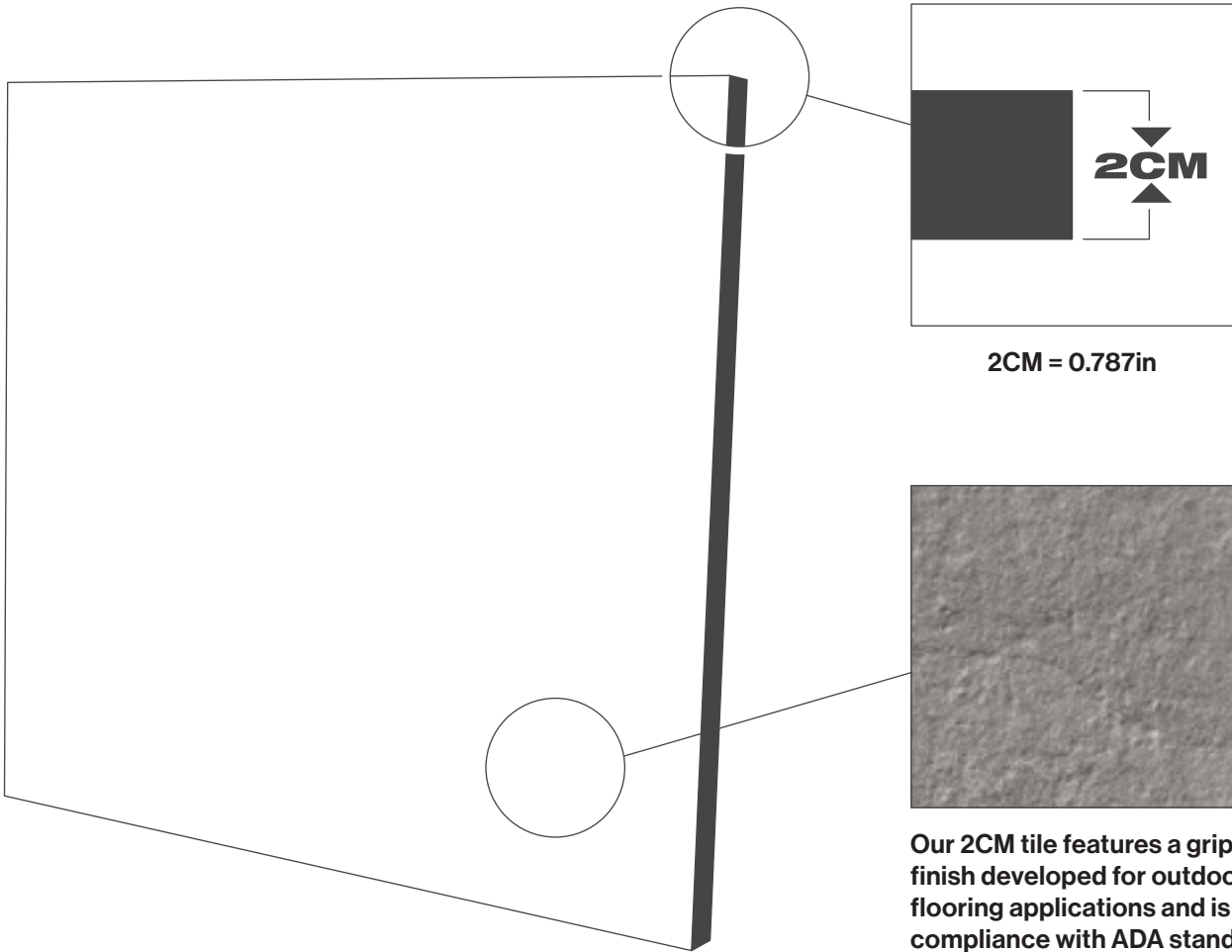
OUTDOOR

2CM

PORCELAIN PAVERS





MIKE® *stone*
Sustainable Tile, Made in the USA




✓ MOOD WOOD | HONEY 12" x 48"



BENEFITS						pg. 2
+ONE						pg. 7
AREA 51						pg. 11
EARTH						pg. 15
EARTHEN						pg. 23
FARMHOUSE LIVING						pg. 27
imprint						pg. 31
LITH						pg. 35
MOOD WOOD						pg. 39
QUARTZ						pg. 43
TRAVERTINE						pg. 47
UNTAMED™						pg. 51
POOL COPING & OUTDOOR STAIR TREAD						pg. 57
SPECIFICATIONS						pg. 59
INSTALLATION METHODS						pg. 61

BENEFITS

OF MILE®stone OUTDOOR 2CM PORCELAIN PAVERS



Resistant to Thermal Shock

Won't break due to gradual or sudden temperature changes (-40°F — 210°F).



Made from Natural Raw Materials

Sourced locally within 500mi of our production facility, lowering our carbon footprint.



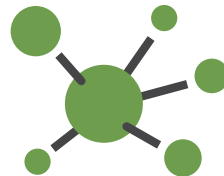
Unmatched Durability

Stronger and more resilient than any alternative paving solution.



Frost Resistant

Resistant to frost and freezing temperatures.



V.O.C. Free

Does not emit VOCs, protecting occupants and environmental health.



Cost-Over-Life Savings

With a 60+ year life expectancy, our pavers deliver a low cost in a life cycle analysis.



Resists Microbial Growth and Damage

Resistant to mold and mildew growth.




Scratch and Stain Resistant

Scratch and stain resistant, outdoor porcelain pavers can handle high traffic areas.



Easy to Clean and Sanitize

No harsh chemicals needed to clean, nonporous material is resistant to stains.




Versatile Installation Applications

Install over grass, sand or gravel, on concrete with mortar, or on a pedestal system



UV Resistant and Colorfast

Won't fade from UV exposure, retains original color over product life.



Available in a Broad Range of Styles

Styles range from stone, concrete, or wood looks in a variety of sizes.



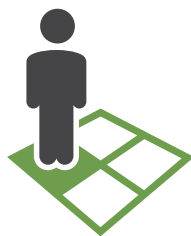
Virtually No Maintenance

Once installed, pavers require minimal upkeep and are easy to replace.



Slip Resistant and Quick Draining

Perfect for pool decks, terraces, or even simple garden paths.



Easy To Install

Requires minimal materials and effort to install nearly anywhere.

✓ **QUARTZ** | GREY 24" x 24"







+ONE

CONCRETE LOOK




SIZES




24" x 48" Rectified

Chalk	1101841
Greige	1101842
Ash	1101843



24" x 24" Rectified


Chalk	1101414
Greige	1101415
Ash	1101416



12" x 48" Rectified

Chalk	1101411
Greige	1101412
Ash	1101413


COLORS



CHALK



GREIGE



ASH

◀ +ONE | GREIGE 12" x 48" + 24" x 24"

Colors shown may vary from actual product.
Final selection should be made from actual product samples.

Scan this QR code to see the full
product offering on our website.





▲ **+ONE** | ASH 24" x 24"



▲ **+ONE** | CHALK 12" x 48" + 24" x 24"



AREA 51

TERRAZZO LOOK




SIZES



24" x 48" Rectified


White	1104834
Clay	1104835
Steel	1104836
Black	1104837



24" x 24" Rectified

White	1104847
Clay	1104848
Steel	1104849
Black	1104850

COLORS



WHITE



CLAY



STEEL



BLACK

◀ AREA 51 | STEEL 24" x 24"

Colors shown may vary from actual product.
Final selection should be made from actual product samples.

Scan this QR code to see the full
product offering on our website.





● AREA 51 | WHITE 24" x 24"



▲ AREA 51 | CLAY 24" x 24"



▲ AREA 51 | BLACK 24" x 24"




EARTH

STONE LOOK




SIZES



24" x 24" Rectified

Dark Grey	1096343
Light Grey	1096344
Manhattan Grey	1096348
Miami White	1096349
Moon White	1096350
Multicolor	1096342

COLORS




MOON WHITE




MIAMI WHITE




MANHATTAN GREY



LIGHT GREY



MULTICOLOR



DARK GREY

◀ EARTH | MULTICOLOR 24" x 24"

Colors shown may vary from actual product.
Final selection should be made from actual product samples.

Scan this QR code to see the full
product offering on our website.







▲ **EARTH** | MOON WHITE 24" x 24" + 12" x 24" COPING



▲ **EARTH** | MIAMI WHITE 24" x 24"

Tile removed to show raised installation on pedestals.
For more information, see pg. 39.



● EARTH | MANHATTAN GREY 24" x 24"



▲ EARTH | DARK GREY 24" x 24"




EARTHEN

STONE LOOK




SIZES



24" x 24" Rectified
Cobblestone 1105942

COLORS



COBBLESTONE

◀ EARTHEN | COBBLESTONE 24" x 24"

Colors shown may vary from actual product.
Final selection should be made from actual product samples.

Scan this QR code to see the full
product offering on our website.








FARMHOUSE LIVING

STONE LOOK

SIZES



- 24" x 48" Rectified
- | | |
|-----------|---------|
| Alabaster | 1104235 |
| Pewter | 1104236 |
| Millstone | 1104237 |
| Slate | 1104238 |



- 24" x 24" Rectified
- | | |
|-----------|---------|
| Alabaster | 1104240 |
| Pewter | 1104241 |
| Millstone | 1104242 |
| Slate | 1104243 |

COLORS



ALABASTER



PEWTER



MILLSTONE



SLATE

◀ FARMHOUSE LIVING | ALABASTER 24" x 24"

Colors shown may vary from actual product.
Final selection should be made from actual product samples.

Scan this QR code to see the full
product offering on our website.





▲ FARMHOUSE LIVING | PEWTER 24" x 48"



▲ FARMHOUSE LIVING | MILLSTONE 24" x 48"




imprint



STONE LOOK

SIZES



24" x 24" Rectified
Intaglio Cool 1105076
Intaglio Kaolin 1105077
Intaglio Warm 1105078

COLORS



INTAGLIO
COOL



INTAGLIO
KAOLIN



INTAGLIO
WARM

◀ imprint | INTAGLIO KAOLIN + INTAGLIO WARM 24" x 24"

Colors shown may vary from actual product.
Final selection should be made from actual product samples.

Scan this QR code to see the full
product offering on our website.





imprint | INTAGLIO COOL 24" x 24"



imprint | INTAGLIO WARM 24" x 24"




LITH

STONE LOOK




SIZES




24" x 48" Rectified

Heirloom Blue	1103563
Antique Cream	1103562
Legacy White	1103561




24" x 36" Rectified

Heirloom Blue	1103585
Antique Cream	1103584
Legacy White	1103582




24" x 24" Rectified

Heirloom Blue	1103575
Antique Cream	1103574
Legacy White	1103573



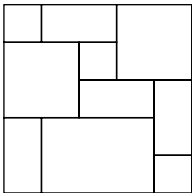
12" x 24" Rectified

Heirloom Blue	1103578
Antique Cream	1103577
Legacy White	1103576



12" x 12" Rectified

Heirloom Blue	1103581
Antique Cream	1103580
Legacy White	1103579



Multisize Pattern

Uses: 24" x 36", 24" x 24", 12" x 24", 12" x 12"

COLORS



HEIRLOOM
BLUE



ANTIQUE
CREAM



LEGACY
WHITE

◀ LITH | HEIRLOOM BLUE 24" x 36" + 24" x 24" + 12" x 24" + 12" x 12"

Colors shown may vary from actual product.
Final selection should be made from actual product samples.

Scan this QR code to see the full
product offering on our website.





● LITH | ANTIQUE CREAM 24" x 48"



▲ LITH | LEGACY WHITE 24" x 24" + 24" x 48"




MOOD WOOD

WOOD LOOK



SIZES




12" x 48" Rectified

White	1100818
Honey	1100819
Grey	1100822

COLORS



WHITE



HONEY



GREY

◀ **MOOD WOOD** | WHITE 12" x 48"

Colors shown may vary from actual product.
Final selection should be made from actual product samples.

Scan this QR code to see the full
product offering on our website.





▲ MOOD WOOD | HONEY 12" x 48"



● MOOD WOOD | GREY 12" x 48"



QUARTZ

STONE LOOK




SIZES




24" x 48" Rectified

Extra White	1101846
White	1101421
Grey	1101422



24" x 24" Rectified

Extra White	1101848
White	1101426
Grey	1101427



12" x 48" Rectified

Extra White	1101847
White	1101423
Grey	1101424

COLORS



EXTRA WHITE



WHITE



GREY

◀ **QUARTZ** | EXTRA WHITE 12" x 48"

Colors shown may vary from actual product.
Final selection should be made from actual product samples.

Scan this QR code to see the full
product offering on our website.





▲ **QUARTZ** | WHITE 12" x 48" + 24" x 24"



▲ **QUARTZ** | GREY 24" x 24"




TRAVERTINE

STONE LOOK




SIZES



24" x 48" Rectified

Roman	1105530
Navona	1105531
Silver	1105532
Titanium	1105533
Bold	1105534



24" x 24" Rectified

Roman	1105535
Navona	1105536
Silver	1105537
Titanium	1105538
Bold	1105539

COLORS




ROMAN




NAVONA



SILVER



TITANIUM



BOLD

◀ **TRAVERTINE** | ROMAN 24" x 24"

Colors shown may vary from actual product.
Final selection should be made from actual product samples.

Scan this QR code to see the full
product offering on our website.





▲ **TRAVERTINE** | ROMAN 24" x 48"



▲ **TRAVERTINE** | NAVONA 24" x 48" + 12" x 24" L-SHAPED COPING




UNTAMED™

STONE LOOK




SIZES



24" x 24" Rectified

Wander White	1105955
Wander Cool	1105956
Wander Warm	1105957
Wander Sage	1105958
Wander Ash	1105959

COLORS




WANDER WHITE




WANDER COOL



WANDER WARM



WANDER SAGE




WANDER ASH

◀ UNTAMED | WANDER WARM 24" x 24"

Colors shown may vary from actual product.
Final selection should be made from actual product samples.

Scan this QR code to see the full
product offering on our website.





▲ **UNTAMED** | WANDER WHITE 24" x 24"



▲ **UNTAMED** | WANDER COOL 24" x 24"

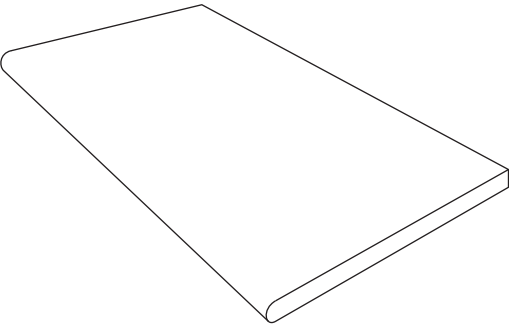


● UNTAMED | WANDER SAGE 24" x 24"



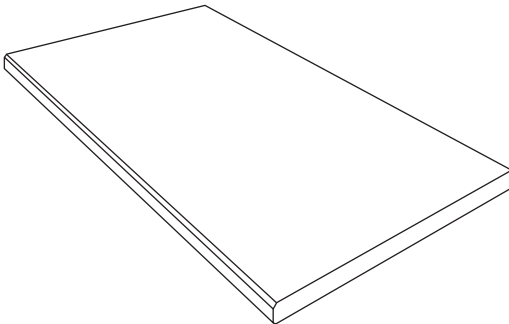
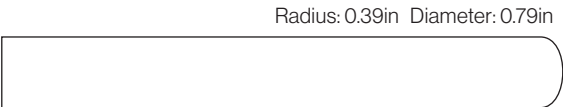
▲ UNTAMED | WANDER ASH 24" x 24"

POOL COPING & OUTDOOR STAIR TREAD



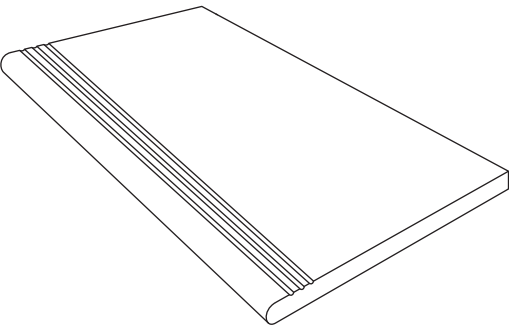

12" x 24" Bullnose Coping

Edge Details:

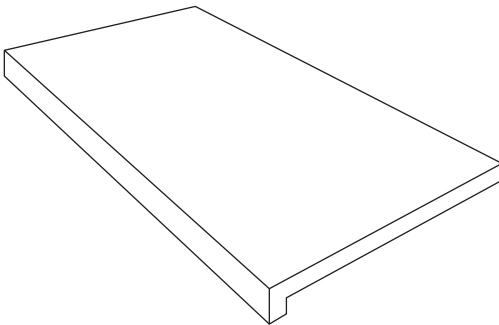



12" x 24" Ease Edge Coping

Edge Details:



12" x 24" Outdoor Stair Tread



12" x 24" L-Shaped Coping












Trim pieces and field tiles may come in different shades, the slab's edge may show layers of differing hues.

Outdoor coping trim pieces available through special order only. Contact your sales representative for more information.

TECHNICAL SPECIFICATIONS

This product meets or exceeds all standards described in ANSI A137.3.
Este product cumple o exceed todos los estandares de ANSI A137.3.

	SPECS	TEST METHOD	INDUSTRY STANDARD	MILE®stone VALUES
	D.C.O.F.	ANSI A326.3	≥ 0.42 WET	> 0.55 WET
	FREEZE / THAW RESISTANCE	ASTM C1026	AS REPORTED	RESISTANT
	CHEMICAL RESISTANCE	ASTM C650	AS REPORTED	NOT AFFECTED
	STAIN RESISTANCE	ASTM C1378	AS REPORTED	NOT AFFECTED
	MAXIMUM STRAIGHTNESS DEVIATION % IN RELATION TO CORRESPONDING PRODUCT DIMENSIONS	ASTM C485	± 0.40% (± 1.3 mm)	± 10%
	THICKNESS VARIATION (THICKNESS RANGE WITHIN A MEASURED SAMPLE TESTED)	ASTM C499	± 1.5 mm (± 0.06 in)	± 0.5%
	LENGTH & WIDTH ADMITTED DEVIATION % OF AVERAGE SIZE OF EACH TILE FROM THE PRODUCTION DIMENSIONS	ASTM C499	± 0.5% (± 2 mm)	± 0.15%
	WATER ABSORPTION	ASTM C373	≤0.5%	≤0.5%
	BREAKING STRENGTH	ASTM C1505	≥ 2000 lbf AVERAGE (10.9 Kn)	≥ 2700 lbf INDIVIDUAL
	RESISTANCE OF DEEP ABRASION	ASTM C1243	175 mm³	< 150 mm³
	THERMAL SHOCK RESISTANCE	ASTM C484	PASS	MEETS REQUIREMENT

• Due to the inherent nature of fired porcelain tile, it is important to note that the coefficient of friction may vary within and between product runs.

CLEANING & MAINTENANCE / ROUTINE CARE INSTRUCTIONS



Scan the QR code with your smartphone.


PACKAGING SPECIFICATIONS

SIZES		THICKNESS (MM)	PIECES PER BOX	UOM PER BOX	WEIGHT PER BOX	BOXES PER PALLET	UOM PER PALLET	WEIGHT PER PALLET*
FIELD TILES								
12"x12" RECTIFIED	NOMINAL	20 mm	5	5 SF	45 LBS	45	225 SF	2,025 LBS
12"x24" RECTIFIED	NOMINAL	20 mm	4	8 SF	72 LBS	40	320 SF	2,880 LBS
12"x48" RECTIFIED	NOMINAL	20 mm	4	16 SF	147 LBS	16	256 SF	2,352 LBS
24"x24" RECTIFIED	NOMINAL	20 mm	2	8 SF	72 LBS	36	288 SF	2,592 LBS
24"x36" RECTIFIED	NOMINAL	20 mm	2	12 SF	108 LBS	16	192 SF	1,728 LBS
24"x48" RECTIFIED	NOMINAL	20 mm	2	16 SF	144 LBS	16	256 SF	2,304 LBS
QUARTZ 24"x48" RECTIFIED	NOMINAL	20 mm	2	15.5 SF	139.5 LBS	16	248 SF	2,232 LBS
COPING								
12"x24" BULLNOSE COPING	NOMINAL	20 mm	4	8 SF	68.4 LBS	40	320 SF	2,736 LBS
12"x24" STAIR TREAD COPING	NOMINAL	20 mm	4	8 SF	68.4 LBS	40	320 SF	2,736 LBS
12"x24" EASE EDGE COPING	NOMINAL	20 mm	4	8 SF	68.4 LBS	40	320 SF	2,763 LBS
12"x24" L-SHAPED COPING	NOMINAL	20 mm	2	4 SF	60 LBS	32	128 SF	1,920 LBS

*WEIGHT PER PALLET DOES NOT INCLUDE PALLET WEIGHT ITSELF. All other sizes will be packaged as ordered.
Please contact MILE®stone Customer Service at 1-877-356-7461 for additional packaging information.
Minimum grout size recommended = 5 mm (or approx. 3/16") If staggered tile placement, we recommend using a 30% offset. If specified brick pattern with 1/2 pattern mandatory, a bigger grout is recommended to hide imperfections of installation (minimum 1/4").

INSTALLATION METHODS

DRY LAY ON GRASS OR SAND




DIY Video

MATERIALS:

- Outdoor 2cm Porcelain Pavers
- Paving Sand (optional)

Direct lay installations are the easiest, fastest, and most DIY-friendly way to lay your porcelain pavers. Perfect for garden pathways or a makeshift patio, consider digging out 2” of soil and pouring road base into the hole before laying the pavers to ensure a more stable and quick-draining walkway.

DRY LAY ON GRAVEL



DIY Video

MATERIALS:

- Outdoor 2cm Porcelain Pavers
- Road-base Gravel

Perfect for patios and other outdoor large seating areas, installing over gravel allows for a more permanent and solid foundation for your pavers, while maintaining the ease and simplicity of DIY installation.

ADHESIVE INSTALLATION




DIY Video

MATERIALS:

- Outdoor 2cm Porcelain Pavers
- Concrete Base
- Cement Based Adhesive
- Outdoor Grout

Have an old stained and worn down concrete slab patio you're looking to refresh? Look no further, as our porcelain pavers can be installed over a concrete base, revitalizing your existing outdoor foundations.

DRY LAY ON RAISED PEDESTALS



DIY Video

MATERIALS:

- Outdoor 2cm Porcelain Pavers
- Level Concrete Base
- Support Pedestals

Most suitable for commercial applications, installing on raised pedestals allows for excellent drainage. Also hides unsightly wiring, piping, or duct work, while keeping it all easily accessible.

GREEN MEMBERSHIPS & ACCREDITATIONS

	DESCRIPTION
	Declare labels disclose all intentionally added ingredients and residuals present in the final product. Being Red List Free means the worst materials, chemicals, and elements for human and environmental health are not present within our products.
	The Health Product Declaration Collaborative transparency declaration for all of Florim USA's naturally occurring materials.
	Certification of plant and product specific Environmental Product Declaration (EPD) which tracks environmental impacts from the production of porcelain tile.
	Tile Council of North America and the American National Standards Institute's standard for sustainability and environmental impact.
	Underwriter's Laboratories certification of low emitting materials. Florim USA is Green Guard Gold certified.
	Defines post-consumer content of as much as 3% recycled material which reduces landfill impact. Certified by Bureau Veritas.
	Defines pre-consumer content of as much as 45% recycled material which reduces our carbon footprint. Certified by Bureau Veritas.
	Florim USA's sustainability and social practices support the mission of The International Living Future Institute which strives to create a socially just, culturally rich, and ecologically restorative community.
	USGBC is committed to suit a more sustainable life. Florim USA supports this mission by manufacturing products which aid architects in achieving USGBC certification.
	Florim USA is proud to regionally source 100% of the raw materials used in the production of the body of our tile, supporting local industries and sustainable practices.
	Florim USA actively participates in the Tile Council of North America which allows us to be on the forefront of advances in the tile industry and its standards.
	The Tennessee Recycling Coalition is dedicated to promoting recycling and sustainable material management practices, and awarded Florim USA the Tennessee Recycler of the Year award for 2020.
	ISO 9001 & ISO 14001 are globally recognized standards. ISO 9001 certifies that Florim USA products and practices continually meet and exceed customer and regulatory requirements. ISO 14001 certifies that Florim USA complies with environmental regulations and that it's manufacturing practices are environmentally conscious.
	Florim USA updated its corporate charter in 2022 to become a Benefit Corporation. Our company is committed to maintaining this designation through initiatives focused on sustainability, social responsibility, ethical business practices and transparent, annual reporting on our social and environmental performance.

Progress that invests in the entire society

As an active member of the U.S. Green Building Council, MILE[®]stone spreads awareness to the community and encourages the use of building solutions through environmentally friendly practices. Our products positively contribute to the requirements for obtaining the LEED (Leadership in Energy and Environmental Design) and WELL (IWBI) certifications.

A commitment to environmental sustainability and responsibility

We are committed to conscious development that minimizes the negative impact of manufacturing production on the environment. Our general approach to sustainability intersects with our business strategy to embrace three areas of responsibility: economic, social, and environmental. Some ways we prove this are:

- Products containing as much as 45% recycled content.
- Post-consumer recycled content levels as much as 3%.
- Zero industrial wastewater discharge.
- A 99% internal process recycling rate.
- 100% regionally sourced raw materials used in the production of the body of our tile, supporting local industries and sustainable practices.

MILE[®]stone is taking these and other steps, as well as actively investing to reduce carbon emissions to ensure that we reach full carbon neutrality.



MADE IN THE USA



300 International Blvd. Clarksville, TN 37040 | www.milestonetiles.com | 1-877-356-7461

