

SH▲PES by

MI  **E** *stone*
Sustainable Tile, Made in the USA

SHAPES

Born to Inspire Design

Shapes is a bold new offering from MILE®stone, created to inspire and elevate your spaces. Born from the desire to reimagine some of MILE®stone's most iconic and successful collections and color palettes, Shapes reinterprets classics to create a stunning new array of patterns—square, rectangular, rhombus, hexagon, and mosaic options. Each unique shape offers a fresh perspective, bringing unique, sophisticated design elements that enhance any space.

Whether gracing your floors or adorning your walls, Shapes can transform any space with a touch of creative flair. Its versatile designs are perfect for both residential and commercial applications, offering the flexibility that suits any style.

Shapes is more than just a collection—it's a fresh approach to design. With every angle and curve, Shapes offers a way to transform your space, blending innovation and style to create something distinctive.



CHEVRON

4"x24" A+B



13 COLOURS



Shapes_Chevron_Alaska Grey_Matte

Shapes_Chevron_Poplar_Matte



Shapes_Chevron_Chestnut_Matte



Shapes_Chevron_White Oak_Matte



Shapes_Chevron_Pine_Matte





Shapes_Chevron_Birch_Matte



Shapes_Chevron_Teak_Matte

>
Shapes_Chevron_Teak / White Oak / Pine_Matte





Shapes_Chevron_Metropolis_Matte



Shapes_Chevron_Pearl_Matte



Shapes_Chevron_Tan_Matte

Shapes_Chevron_Sand_Matte



Shapes_Chevron_Brighton_Matte



Shapes_Chevron_Soho_Matte



CHEVRON

8"x30" A+B MAX



Shapes_Chevron Max_Grey_Matte

2 COLOURS



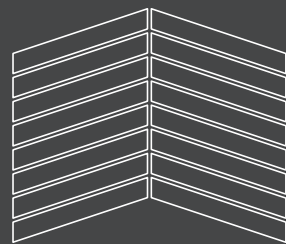
Shapes_Chevron Max_White_Matte



Shapes_Chevron Max_White / Grey_Matte

CHEVRON

10"x14" Mosaic



2 COLOURS

FLOOR & WALL Shapes_Chevron Mosaic_White / Grey_Matte
WALL Shapes_Listello_Apuano_Matte




Shapes_Chevron Mosaic_White / Grey_Matte



BOISERIE

13"x14" Mosaic



1 COLOUR

WALL Shapes_Boiserie_White / Beige_Matte
FLOOR Malibu Plank_Natural_12"x70",Matte



LISTELLO

3"x23"



2 COLOURS




Shapes_Listello_Onyx Ivory_Matte

Shapes_Listello_Apuano_Matte



MOON

15"x15" Mosaic



Shapes_Moon_Tortora / Midnight_Matte

3 COLOURS



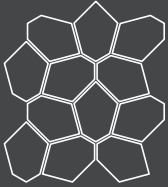
Shapes_Moon_Ivory / Midnight_Matte



Shapes_Moon_Ivory / Tortora_Matte

PATH

13"x15" Mosaic



Shapes_Path_Ivory / Sand / Tortora_Matte


1 COLOUR

WALL Shapes_Path_Ivory / Sand / Tortora_Matte
FLOOR Shapes_Rhombus_Ivory_Matte



PALACE ELITE

13"x13" Mosaic



Shapes_Palace Elite_Black / White_Matte

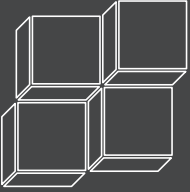
1 COLOUR

WALL Shapes_Hexagon_Pearl_Raw / Chieseled / Matte
FLOOR Shapes_Palace Elite_Black / White_Matte



PALACE SQUARE

15"x15" Mosaic



1 COLOUR




Shapes_Palace Square_White / Grey / Black_Matte



PALACE TRIANGLE

11"x13" Mosaic



1 COLOUR



Shapes_Palace Triangle_White / Grey_Matte



PICKET
4"x12"



Shapes_Picket_Brighton_Matte

2 COLOURS

Shapes_Picket_Soho_Matte



RHOMBUS

15.5"x18"



Shapes_Rhombus_Ivory / Sand / Tortora_Matte

3 COLOURS




Shapes_Rhombus_Ivory_Matte



Shapes_Rhombus_Tortora_Matte

HEXAGON
10"x10"



4 COLOURS
3 TEXTURES



Shapes_Hexagon_Sand_Matte

Shapes_Hexagon_Tan_Matte



Shapes_Hexagon_Pearl_Matte



Shapes_Hexagon_Metropolis_Matte



HEXAGON 10"x10"

Shapes_Hexagon_Sand_Matte / Raw / Chiseled



Shapes_Hexagon_Pearl_Matte / Raw / Chiseled



Shapes_Hexagon_Metropolis_Matte / Raw / Chiseled



Shapes_Hexagon_Tan_Matte / Raw / Chiseled


4 COLOURS
3 TEXTURES




THE RANGE

CHEVRON


4"x24" A+B




Shapes
Pearl Matte 1105340
Pearl Raw 1105341
Pearl Chiseled 1105342



Shapes
Sand Matte 1105346
Sand Raw 1105347
Sand Chiseled 1105348



Shapes
Tan Matte 1105343
Tan Raw 1105344
Tan Chiseled 1105345



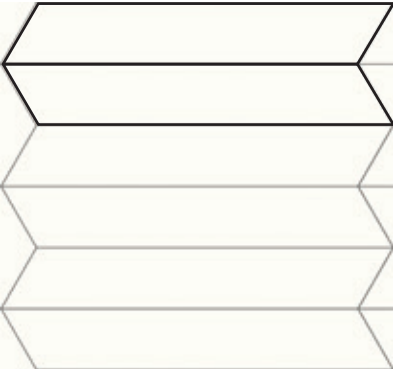
Shapes
Metropolis Matte 1105349
Metropolis Raw 1105351
Metropolis Chiseled 1105352




Shapes
Chestnut Matte 1105358



Shapes
Birch Matte 1105359



Shapes
Brighton Matte 1105353



Shapes
Soho Matte 1105354



Shapes
Alaska Grey Matte 1105355



Shapes
Teak Matte 1105357



Shapes
White Oak Matte 1105360



Shapes
Pine Matte 1105361



Shapes
Poplar Matte 1105356

CHEVRON
8"x30" A+B Max



Shapes
White 1105377




Shapes
Grey 1105376

CHEVRON
10"x14" Mosaic




Shapes
White / Grey 1105331

PATH
13"x15" Mosaic




Shapes
Ivory / Sand / Tortora 1105339

PALACE ELITE
13"x13" Mosaic



Shapes
Black / tWhite 1105336

PALACE SQUARE
15"x15" Mosaic



Shapes
White / Grey / Black
1105335

LISTELLO
3"x23"




Shapes
Apuano Matte 1105362




Shapes
Ivory Matte 1105363

BOISERIE
13"x14" Mosaic



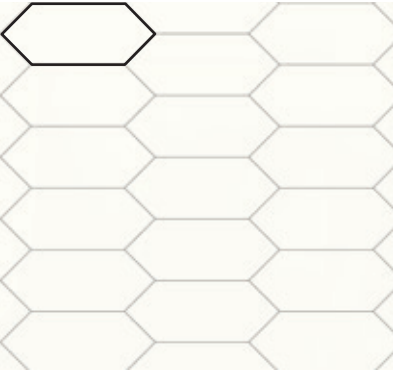
Shapes
White / Beige
1105338

PALACE TRIANGLE
11"x13" Mosaic



Shapes
White / Grey
1105337

PICKET
4"x12"




Shapes
Brighton Matte 1105381




Shapes
Soho Matte 1105382


MOON
23"x23"



Shapes
Ivory / Midnight 1105332



Shapes
Tortora / Midnight 1105333



Shapes
Ivory / Tortora 1105334

RHOMBUS
15.5"x18"



Shapes
Ivory Matte 1105378



Shapes
Sand Matte 1105379




Shapes
Tortora Matte 1105380

HEXAGON


10"x10"



Shapes
Pearl Matte 1105364
Pearl Raw 1105365
Pearl Chiseled 1105366



Shapes
Sand Matte 1105370
Sand Raw 1105371
Sand Chiseled 1105372



Shapes
Tan Matte 1105367
Tan Raw 1105368
Tan Chiseled 1105369


















Shapes
Metropolis Matte 1105373
Metropolis Raw 1105374
Metropolis Chiseled 1105375



Technical Specifications

This product meets or exceeds all standards described in ANSI A137.1 & A137.3.
Este product cumple o exceed todos los estandares de ANSI A137.1 & A137.3.

	SPECS	TEST METHOD	INDUSTRY STANDARD	MILE®stone VALUES	
	WATER ABSORPTION	ASTM C373	≤0.5%	≤0.5%	
	SURFACE WEAR RESISTANCE	ANSI A137.1	Surface Wear-resistance properties of glazed vitreous and porcelain tiles.	ALL RESIDENTIAL / COMMERCIAL	
	CHEMICAL RESISTANCE	ASTM C650	A tile sample is placed in continuous contact with a variety of chemicals for 24 hours. Sample must show no visible defects.	NOT AFFECTED	
	D.C.O.F. AcuTest®	ANSI A326.3	INDOOR ≥0.42 WET	≥0.42 WET (MATTE SURFACES)	
			OUTDOOR >0.55 WET	>0.55 WET (2CM & GRIP)	
	STAIN RESISTANCE	ASTM C1378	Surfaces are exposed to staining agents for 24 hours followed by four cleaning procedures. Results are recorded post cleaning.	NOT AFFECTED	
	BREAKING STRENGTH GAUGED PORCELAIN 6MM	ASTM C1505	≥175 lbf	≥200 lbf	
	BREAKING STRENGTH	ASTM C648	≥275 lbf	≥300 lbf	
	BREAKING STRENGTH OUTDOOR 2CM	ASTM 1505	2000 lbf (10.9 kN)	≥2500 lbf	
	RESISTANCE TO FREEZE	ASTM C1026	A tile sample is subjected to repeated processes of freezing and thawing. Sample must show no visible defects.	RESISTANT	
	WARPAGE EDGE	ASTM C485	±0.40% or ±0.05 in (±1.8 mm)	± 0.40%	Rectified
	WARPAGE DIAGONAL	ASTM C485	±0.40% or ±0.07 in (±1.8 mm)	± 0.40%	Rectified
	WEDGING	ASTM C502	±0.25% or ±0.03 in (±0.8 mm)	± 0.25%	Rectified
	WARPAGE EDGE	ASTM C485	±0.50% or ±0.07 in (±1.8 mm)	± 0.50%	Calibrated
	WARPAGE DIAGONAL	ASTM C485	±0.50% or ±0.07 in (±1.8 mm)	± 0.50%	Calibrated
	WEDGING	ASTM C502	±0.50% or ±0.08 in (±2.0 mm)	± 0.50%	Calibrated
	THICKNESS GAUGED PORCELAIN	ASTM C499	Range: ± 0.02 in	≤0.02 in	
	THICKNESS	ASTM C499	Range: ± 0.04 in	≤0.04 in	
	LENGTH / WIDTH VARIATION	ASTM C499	±0.25% or ±0.03 in (±0.8 mm)	±0.25%	

• Due to the inherent nature of fired porcelain tile, it is important to note that the coefficient of friction may vary within and between product runs.

Green Certifications & Accreditations

DESCRIPTION	
	Declare labels disclose all intentionally added ingredients and residuals present in the final product. Being Red List Free means the worst materials, chemicals, and elements for human and environmental health are not present within our products.
	The Health Product Declaration Collaborative transparency declaration for all of Florim USA's naturally occurring materials.
	Certification of plant and product specific Environmental Product Declaration (EPD) which tracks environmental impacts from the production of porcelain tile.
	Tile Council of North America and the American National Standards Institute's standard for sustainability and environmental impact.
	Underwriter's Laboratories certification of low emitting materials. Florim USA is Green Guard Gold certified.
	Defines post-consumer content of as much as 3% recycled material which reduces landfill impact. Certified by Bureau Veritas.
	Defines pre-consumer content of as much as 45% recycled material which reduces our carbon footprint. Certified by Bureau Veritas.
	Florim USA's sustainability and social practices support the mission of The International Living Future Institute which strives to create a socially just, culturally rich, and ecologically restorative community.
	USGBC is committed to suit a more sustainable life. Florim USA supports this mission by manufacturing products which aid architects in achieving USGBC certification.
	Florim USA is proud to regionally source 100% of the raw materials used in the production of the body of our tile, supporting local industries and sustainable practices.
	Florim USA actively participates in the Tile Council of North America which allows us to be on the forefront of advances in the tile industry and its standards.
	The Tennessee Recycling Coalition is dedicated to promoting recycling and sustainable material management practices, and awarded Florim USA the Tennessee Recycler of the Year award for 2020.
	ISO 9001 & ISO 14001 are globally recognized standards. ISO 9001 certifies that Florim USA products and practices continually meet and exceed customer and regulatory requirements. ISO 14001 certifies that Florim USA complies with environmental regulations and that it's manufacturing practices are environmentally conscious.
	Florim USA updated its corporate charter in 2022 to become a Benefit Corporation. Our company is committed to maintaining this designation through initiatives focused on sustainability, social responsibility, ethical business practices and transparent, annual reporting on our social and environmental performance.

Cleaning & Maintenance / Routine Care Instructions



Scan the QR code with your smartphone.

Progress that invests in the entire society

As an active member of the U.S Green Building Council, MILE[®]stone spreads awareness to the community and encourages the use of building solutions through environmentally friendly practices. Our products positively contribute to the requirements for obtaining the LEED (Leadership in Energy and Environmental Design) and WELL (IWBI) certifications.

A commitment to environmental sustainability and responsibility

We are committed to conscious development that minimizes the negative impact of manufacturing production on the environment. Our general approach to sustainability intersects with our business strategy to embrace three areas of responsibility: economic, social, and environmental. Some ways we prove this are:

- Products containing as much as 45% recycled content.
- Post-consumer recycled content levels as much as 3%.
- Zero industrial wastewater discharge.
- A 99% internal process recycling rate.
- 100% of raw materials used in the manufacturing process of the body of our tile are sourced regionally, supporting local industries and sustainable practices.

MILE[®]stone is taking these and other steps, as well as actively investing to reduce carbon emissions to ensure that we reach full carbon neutrality.



MADE IN THE USA



Sustainable Tile, Made in the USA